

Connecting your Apple device to Wi-Fi

1

From your home screen, open your device's Settings app by tapping on the settings icon.

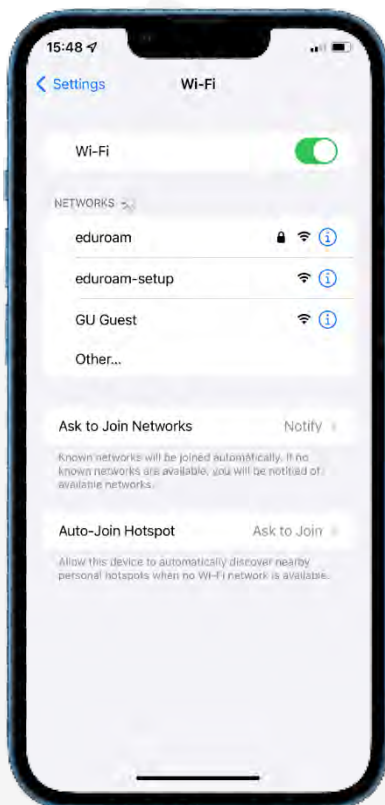



(Apple Settings icon)



2

From the settings menu, tap Wi-Fi and select "Eduroam" as the Wi-Fi Network.

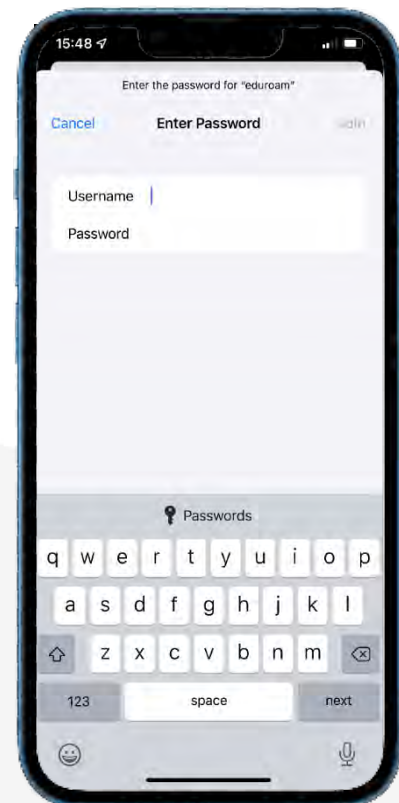


Note: If you have previously connected to Eduroam or GU Guest, please forget both Wi-Fi networks by tapping on the  icon and selecting: "Forget This Network"

3

You will now need to enter your student e-mail address and password.

Please type your student ID number followed by @mail.glyndwr.ac.uk



Tap "Join" to connect to eduroam